

C2W36CE-4PAF2M66 (Primary)

C2X36CE-4PAF2M66 (Link)

The Server Technology® PRO2 Switched PDU provides control of outlet power and local LED input current monitoring, allowing IT personnel to determine safe levels of loading on a per-phase basis while installing equipment into the rack/cabinet. The integral PIPS® technology provides billing-grade accurate measurement of current, voltage, active power, apparent power, power factor, crest factor, and accumulated energy at the input. These power data points, along with temperature and humidity measurements (provided via optional probes), are accessible through the built-in Web and CLI interfaces as well as through SNMP. The PRO2 Switched "Primary" PDU can be connected to as many as three (with optional module) PRO2 Switched "Link" PDUs to extend the network access to the redundant or secondary power feed without the risks of a daisy chain linking configuration.

Key Features



Network Monitoring

Gain access to valuable data through connections including HTTP(S), SSH, Telnet, SNMP, (S)FTP, SMTP, Syslog, LDAP(S), RS-232 serial, and more.



Star Multi-Linking

Provides the ability to link up to four power circuits using one IP address. Primary link provides backup power to network card.



Auto-Flip Current Display

Easy-to-read LEDs display current per phase to help prevent overloads and simplify three-phase load balancing in high-density cabinets.



Branch Current Monitoring

Monitors current at each breaker branch and provides SNMP-based alerts and emails on high usage that risks a tripped circuit.



Outlet Control

On Switched rack PDUs, cycle power to individual outlets or groups of outlets to reboot servers. Or, power off unused receptacles.



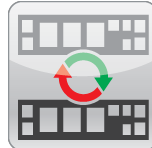
High Density Outlet Technology

The highest outlet density available in a network connected PDU. Meets IEC C13 and C19 specifications, plus high native retention and UL94V-0 flame rating.



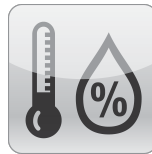
Flexible Mounting

Includes standard button mounts along with provisions for custom mounting brackets (contact Server Technology for details).



Hot-Swap Network Card

Network access is ensured when power is lost to the primary unit with backup power provided by the primary link unit.



Temperature/Humidity Monitoring

Primary and Link units each support two external 10' (3m) T/H probes. Receive SNMP-based alerts and email notifications.



Per-Inlet Power Sensing

Meets ANSI C12.1 for billing-grade accuracy of Current per phase. PIPS includes voltage, active power, apparent power, power factor, and energy.




Branch Circuit Protection

This PDU meets the UL and IEC 60950-1 requirement for branch circuit protection through use of UL489 rated magnetic-hydraulic circuit breakers or UL248 fuses.



Alternating-Phase Outlets

3-phase power is wired in an alternating fashion per outlet for simplified load balancing, reduced cord lengths, and better airflow.



High Temperature Rating

This product has been tested and approved for safe and reliable operation in 60 °C data center environments.



Color Identification

Choose from six colors to designate circuits for rack PDUs in the data center. Color options include Blue, Red, Green, White, Yellow, and Black.

Inputs

Input Voltage (V):	400
Frequency	50/60 Hz
Input Plug:	230/400V Wye 32A IEC 60309 3P+N+PE 6Hr
Input Current (A):	32
Input Current Rated (A):	32
Input Power Capacity (kW):	22.0

Outputs

Connector	Rating
(24) x IEC 60320/C13	Global Rating: ≤ 10A @230V L-N
(12) x IEC 60320/C19	Global Rating: ≤ 16A @230V L-N

Branch Circuit Protection

UL 489, CSA C22.2 No. 5 & IEC/EN 60947-2 Compliant 1-pole, 20A trip circuit breakers, six (6) branch, rating: ≤ 16A, 10 kAIC Interrupt Rating

Physical

Dimensions: 70.0in tall x 2.2in wide x 2.5in deep [1778mm x 56mm x 64mm]

Environmental

Operating Environment: 32°F to 140°F / 0°C to 60°C | 8%RH to 90%RH non-condensing | 6,500ft/2km elevation

Storage Environment: -40°F to 185°F / -40°C to 85°C | 8%RH to 90%RH non-condensing | 50,000ft/15km elevation

Quiescent / Unloaded Power Draw: < 10W for all configurations

Communications & Security

10/100 Mbps Ethernet (RJ-45 connector), RS-232 serial (RJ-45 connector)

Two (2) temperature/humidity sensor inputs (4P4C), Link port (RJ-12) - {also on Link PDU}

Web-browser GUI and command-line interface (CLI): HTTP/HTTPS, TLSv1.2, SSHv2, Telnet, SNMPv2c and v3 (GET, SET, Traps), IPv4 and IPv6, LDAPv3/LDAPS, TACACS+, RADIUS, FTP/SFTP

Certifications

Global:

Safety

- EN 62368-1 (TUV certified, T-mark)
- IEC 60950-1 incl. regional, national and harmonized differences (IECEE CB scheme)
- IEC 62368-1 incl. regional, national and harmonized differences (IECEE CB scheme)

EMC

- EN 55032 / IEC 55032 / CISPR 32
- EN 55024 / CISPR 24
- EN 55035 / IEC 55035 / CISPR 35
- EN 61000-3-2 / IEC 61000-3-2
- EN 61000-3-3 / IEC 61000-3-3

- RoHS, European Hazardous Materials Directive, 2011/65/EU
- WEEE Compliant
- CE Mark
- UK Legislation
- RoHS, Electrical Equipment (Safety) and Electromagnetic Compatibility

Measurement Accuracy

Input Measurement Accuracy:

- LED Current = $\pm 10\%$ at 0.1 amp (0.3 - 9.9 amps) and 1 amp (> 9.9 amps) resolution
- GUI Current = $\pm 1\%$ at 0.01 amp resolution (above 0.25 amp)
- Voltage = $\pm 1\%$ at 0.1 volt resolution (nominal $\pm 10\%$)
- Active Power = $\pm 1\%$ at 1 watt resolution
- Apparent Power = $\pm 1\%$ at 1 volt-amp resolution
- Power Factor = $\pm 3\%$ at 0.01 resolution
- Crest Factor = $\pm 10\%$ at 0.1 resolution
- Energy = $\pm 1\%$ at 0.1 kilowatt-hour resolution

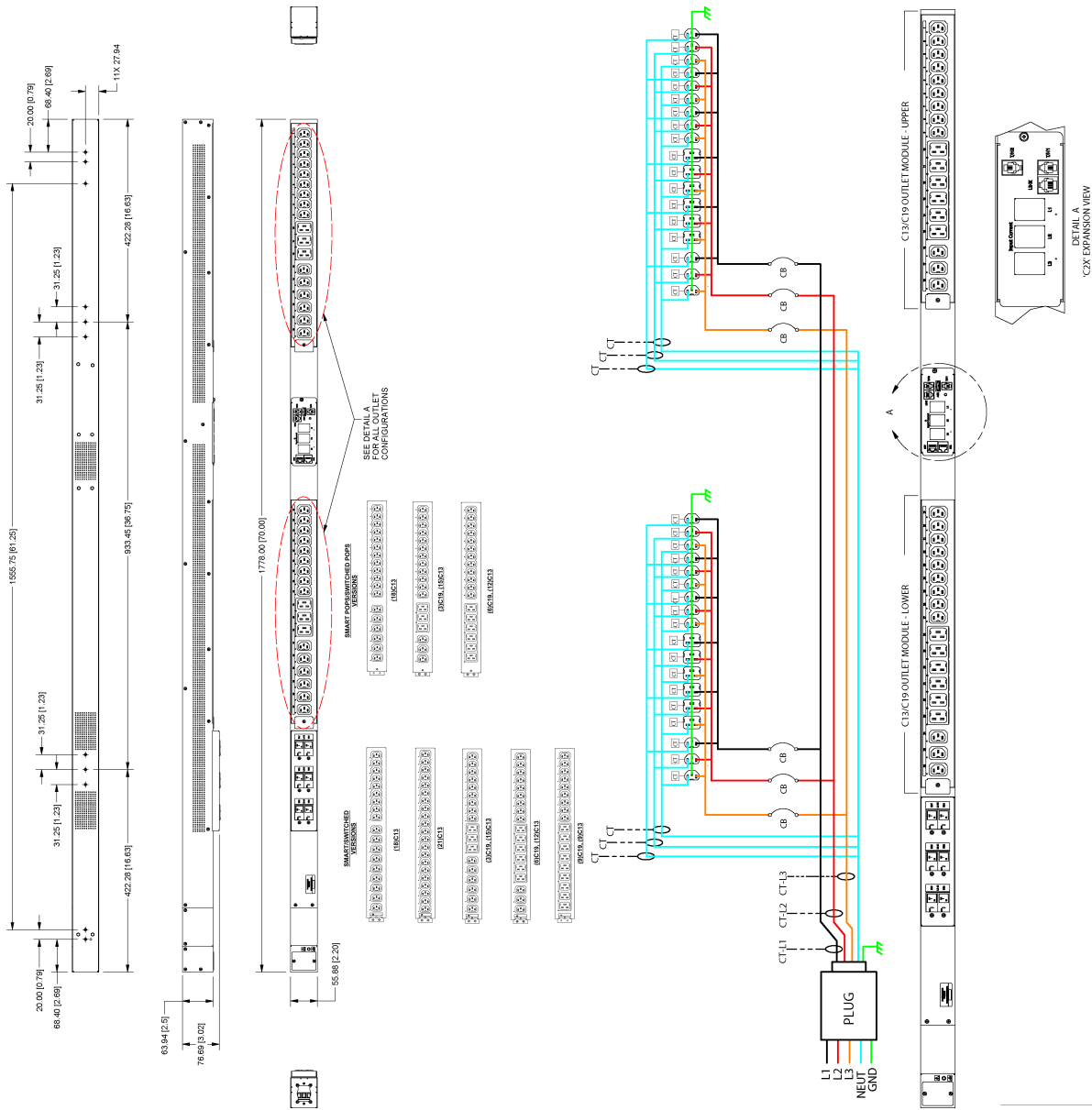
Branch Measurement Accuracy

- Current = $\pm 3\%$ at 0.01 amp resolution (above 0.5 amp)

Optional Accessories

- EMTH-2-10 Combination Temperature/Humidity Probe, 10ft (3m)
- EMCU-1-1C Environmental Monitor adding:
 - Two (2) EMTH-2-10 temperature/humidity ports (one probe included)
 - One (1) EMWS-1-1 water sensor port (probe sold separately)
 - Four (4) dry contact (NO/NC) monitoring points
 - One (1) 8-bit analog-to-digital converter (0 to 5VDC)
- KIT-PRO2LINK-01M or -01D provides ability to link (2) additional PRO2 units
- KIT-SUS-01 StartUp Stick™ for rapid configuration
- Mounting Brackets
 - Buttons (KIT-0020) included for tool-less mounting (see diagram)
 - See the Mounting Bracket Guide for further suggestions
 - Custom mounting options available. Contact your local Server Technology representative
- Cable Retention Devices for non-locking cords
 - EZip
 - Cable Sleeve

Drawings



Additional Information

Warranty: Server Technology offers a standard 2-year limited parts & labor warranty. Extended support is available at the time of purchase. See the Support Options on the website, or contact your local Server Technology representative for more information.

Patents: Information on Server Technology patents is available on the website at: www.servertech.com/products/patents

"Global" models are typically for use in countries outside of North America. Contact your Server Technology representative for more information about which models are appropriate for your application.

Information in this document is current as of time of publishing. Contact your Server Technology representative for the most up-to-date information. This datasheet was generated on: 6-Jul-2022

Interested in learning more about how Server Technology can help you manage and distribute power in your datacenter?
Visit us online at: www.servertech.com/products/

To contact an expert in your region, go to www.servertech.com/about-us/office-locations for more information.

servertech.com ©2022 Legrand. All rights reserved. The industry-leading brands of Raritan, Server Technology, Starline, and Ortronics empower Legrand's Data, Power & Control to deliver innovative solutions for data centers, building networks, and facility infrastructures.