

C2S39CS-2CBA2S444 (Primary)

C2L39CS-2CBA2S444 (Link)

The Server Technology® PRO2 Smart PDU provides local LED input current monitoring, allowing IT personnel to determine safe levels of loading on a per-phase basis while installing equipment into the rack/cabinet. The integral PIPS® technology provides billing-grade accurate measurement of current, voltage, active power, apparent power, power factor, crest factor, and accumulated energy at the input. These power data points, along with temperature and humidity measurements (provided via optional probes), are accessible through the built-in Web and CLI interfaces as well as through SNMP. The PRO2 Smart “Primary” PDU can be connected to as many as three (with optional module) PRO2 Smart “Link” PDU to extend the network access to the redundant or secondary power feed without the risks of a daisy chain linking configuration.

Key Features



Network Monitoring

Gain access to valuable data through connections including HTTP(S), SSH, Telnet, SNMP, (S)FTP, SMTP, Syslog, LDAP(S), RS-232 serial, and more.



Star Multi-Linking

Provides the ability to link up to four power circuits using one IP address. Primary link provides backup power to network card.



Auto-Flip Current Display

Easy-to-read LEDs display current per phase to help prevent overloads and simplify three-phase load balancing in high-density cabinets.



Branch Current Monitoring

Monitors current at each breaker branch and provides SNMP-based alerts and emails on high usage that risks a tripped circuit.



High Density Outlet Technology

The highest outlet density available in a network connected PDU. Meets IEC C13 and C19 specifications, plus high native retention and UL94V-0 flame rating.



Power Pivot™

The 90 degree rotatable power cord allows for standardized deployment at any facility no matter where power must be routed.



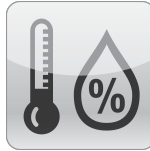
Color Identification

Choose from six colors to designate circuits for rack PDUs in the data center. Color options include Blue, Red, Green, White, Yellow, and Black.



Hot-Swap Network Card

Network access is ensured when power is lost to the primary unit with backup power provided by the primary link unit.



Temperature/Humidity Monitoring

Primary and Link units each support two external 10' (3m) T/H probes. Receive SNMP-based alerts and email notifications.




Per-Inlet Power Sensing

Meets ANSI C12.1 for billing-grade accuracy of Current per phase. PIPS includes voltage, active power, apparent power, power factor, and energy.



Branch Circuit Protection

This PDU meets the UL and IEC 60950-1 requirement for branch circuit protection through use of UL489 rated magnetic-hydraulic circuit breakers or UL248 fuses.



High Temperature Rating

This product has been tested and approved for safe and reliable operation in 65 °C data center environments.



Flexible Mounting

Includes standard button mounts along with provisions for custom mounting brackets (contact Server Technology for details).

Inputs

Input Voltage (V):	208
Frequency	50/60 Hz
Input Plug:	NEMA L6-30P
Input Current (A):	30
Input Current Rated (A):	24
Input Power Capacity (kW):	5.0

Outputs

Connector	Rating
(27) x IEC 60320/C13	North American Rating: \leq 12A @208V L-L (15A Peak)
(12) x IEC 60320/C19	North American Rating: \leq 16A @208V L-L (20A Peak)

Branch Circuit Protection

UL 489, CSA C22.2 No. 5 & IEC/EN 60947-2 Compliant 2-pole, 20A trip circuit breakers, two (2) branch, rating: \leq 16A, 5 kAIC Interrupt Rating

Physical

Dimensions: 69.0in tall x 1.75in wide x 2.25in deep [1753mm x 45mm x 58mm]

Environmental

Operating Environment: 32°F to 149°F / 0°C to 65°C | 8%RH to 90%RH non-condensing | 6,500ft/2km elevation

Storage Environment: -40°F to 185°F / -40°C to 85°C | 8%RH to 90%RH non-condensing | 50,000ft/15km elevation

Quiescent / Unloaded Power Draw: < 10W for all configurations

Communications & Security

10/100/1000 Mbps Ethernet (RJ-45 connector), RS-232 serial (RJ-45 connector)

Two (2) temperature/humidity sensor inputs (4P4C), Link port (RJ-12) - {also on Link PDU}

Web-browser GUI and command-line interface (CLI): HTTP/HTTPS, TLSv1.2, SSHv2, Telnet, SNMPv2c and v3 (GET, SET, Traps), IPv4 and IPv6, LDAPv3/LDAPS, TACACS+, RADIUS, FTP/SFTP

Certifications

North American:

Safety (TUV certified, cTUVus mark)

UL Std. 60950-1, 62368-1

CAN/CSA-C22.2 No. 60950-1, CAN/CSA-C22.2 No. 62368-1

EMC

FCC Part 15 Subpart B Sections 15.107 & 15.109, Class A

CAN ICES-003, Class A

Measurement Accuracy

Input Measurement Accuracy:

LED Current = \pm 10% at 0.1 amp (0.3 - 9.9 amps) and 1 amp (> 9.9 amps) resolution

GUI Current = \pm 1% at 0.01 amp resolution (above 0.25 amp)

Voltage = $\pm 1\%$ at 0.1 volt resolution (nominal $\pm 10\%$)

Active Power = $\pm 1\%$ at 1 watt resolution

Apparent Power = $\pm 1\%$ at 1 volt-amp resolution

Power Factor = $\pm 3\%$ at 0.01 resolution

Crest Factor = $\pm 10\%$ at 0.1 resolution

Energy = $\pm 1\%$ at 0.1 kilowatt-hour resolution

Branch Measurement Accuracy

Current = $\pm 3\%$ at 0.01 amp resolution (above 0.5 amp)

Optional Accessories

EMTH-2-10 Combination Temperature/Humidity Probe, 10ft (3m)

EMCU-1-1C Environmental Monitor adding:

- Two (2) EMTH-2-10 temperature/humidity ports (one probe included)

- One (1) EMWS-1-1 water sensor port (probe sold separately)

- Four (4) dry contact (NO/NC) monitoring points

- One (1) 8-bit analog-to-digital converter (0 to 5VDC)

KIT-PRO2LINK-01M or -01D provides ability to link (2) additional PRO2 units

KIT-SUS-01 StartUp Stick™ for rapid configuration

Mounting Brackets

- Buttons (KIT-0020) included for tool-less mounting (see diagram)

- See the Mounting Bracket Guide for further suggestions

- Custom mounting options available. Contact your local Server Technology representative

Cable Retention Devices for non-locking cords

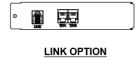
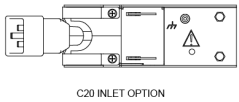
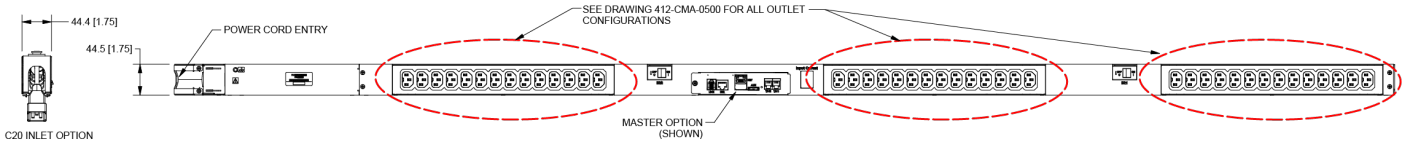
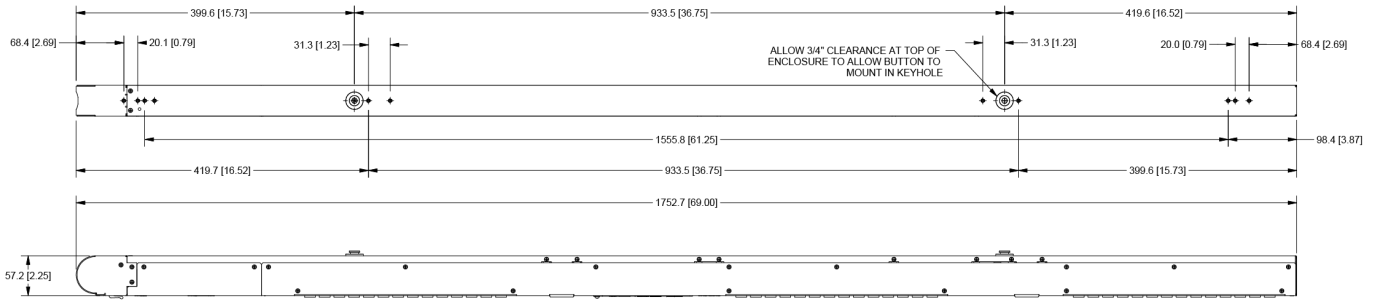
- EZip

- Cable Sleeve

Drawings

NOTES:

1. DIMENSIONS ARE IN MILLIMETERS AND [] BRACKETS ARE IN INCHES.
2. DIMENSIONS ARE NOMINAL. INFORMATION SUBJECT TO CHANGE WITHOUT NOTICE.



□

Additional Information

Warranty: Server Technology offers a standard 2-year limited parts & labor warranty. Extended support is available at the time of purchase. See the Support Options on the website, or contact your local Server Technology representative for more information.

Patents: Information on Server Technology patents is available on the website at: www.servertech.com/products/patents

"Global" models are typically for use in countries outside of North America. Contact your Server Technology representative for more information about which models are appropriate for your application.

Information in this document is current as of time of publishing. Contact your Server Technology representative for the most up-to-date information. This datasheet was generated on: 22-Sep-2021

Interested in learning more about how Server Technology can help you manage and distribute power in your datacenter?
Visit us online at: www.servertech.com/products/

North America Headquarters

1040 Sandhill Road
Reno, Nevada 89521
1-775-284-2000 Tel
1-800-835-1515 Toll Free
1-775-284-2065 Fax
sales@servertech.com
www.servertech.com
www.servertechblog.com

EMEA Region

4th Floor, 25-26 Lime
Street
London, EC3M 7HR
United Kingdom
+44 20 7090 1390 Tel
salesint@servertech.com

Singapore

17 Neythal Road
Singapore, 628582
Singapore
+65 6817 9017 Tel
salesint@servertech.com

India

210, Block B, Vipul Square
Sushant Lok 1
Gurgaon, Haryana 122002
India
+91 124 410 7881 Tel
+91 124 410 7880 Fax
salesint@servertech.com

**Server
Technology**[®]
A brand of  **legrand**

©2021 Server Technology, Inc. HDOT, PIPS, POPS, CDU, Sentry, Server Technology, Power Pivot, EZip, StartUp Stick and PRO2 are U.S. registered trademarks of Server Technology, Inc. All others are registered trademarks are trademarks of their respective owners. Information is subject to change without notice. Server Technology offers a wider range of products for North America and Global Markets; for more information visit www.servertech.com.