

# C1WG24VT-DFBA54F2 (Primary)

## C1XG24VT-DFBA54F2 (Link)

The Server Technology® Switched POPS PDU provides control of outlet power and local LED input current monitoring, allowing IT personnel to determine safe levels of loading on a per-phase basis while installing equipment into the rack/cabinet. The integral and POPS® technology provides accurate measurement of current (billing-grade), voltage, active power, apparent power, power factor, crest factor, and accumulated energy at each output. These power data points, along with temperature and humidity measurements (provided via optional probes), are accessible through the built-in Web and CLI interfaces as well as through SNMP. The Switched POPS “Primary” PDU can be connected to a Switched POPS “Link” PDU to extend the network access to the redundant or secondary power feed.

## Key Features



### Network Monitoring

Gain access to valuable data through connections including HTTP(S), SSH, Telnet, SNMP, (S)FTP, SMTP, Syslog, LDAP(S), RS-232 serial, and more.



### Star Multi-Linking

PRO2 provides the ability to link up to four power circuits using one IP address. Primary Expansion PDU provides backup power to network card.



### Auto-Flip Current Display

Easy-to-read LEDs display current per phase to help prevent overloads and simplify three-phase load balancing in high-density cabinets.



### Branch Circuit Protection

This PDU meets the UL and IEC 62368-1 requirement for branch circuit protection through UL 489 rated magnetic-hydraulic circuit breakers or UL 248 fuses.




### High Retention Locking Outlets

PRO2 receptacles have high retention and are compatible with P-Lock type power cords.



### Flexible Mounting

Includes standard button mounts along with provisions for custom mounting brackets.



### Hot-Swap Network Card

Network access is ensured when power is lost to the Primary unit with backup power provided by the Linked unit.



### Temperature/Humidity Monitoring

Primary and Expansion (select products) units each support two external 10' (3m) T/H probes. Receive SNMP-based alerts and email notifications.



### Per-Outlet Power Sensing

POPS® (Per Outlet Power Sensing) Monitors Current Load (A), Voltage (V), Power (W), Apparent Power (VA), Crest Factor, Power Factor, and Energy per outlet.



### Outlet Control

On Switched PDUs, cycle power to individual outlets or groups of outlets to reboot servers, or power off unused receptacles.



### High Temperature Rating

This product has been tested and approved for safe and reliable operation in 60 °C data center environments.



### Color-Coded Options

Select from six colors to designate PDU circuits in the data center — black, white, red, green, blue, and yellow.

## Inputs

Input Voltage (V):	208
Frequency	50/60 Hz
Input Plug:	CS8365 3P+G 50A
Input Current (A):	50
Input Current Rated (A):	40
Input Power Capacity (kW):	14.4

## Outputs

Connector	Rating
(18) x IEC 60320/C13	North American Rating: ≤ 12A @208V L-L (15A Peak)
(6) x IEC 60320/C19	North American Rating: ≤ 16A @208V L-L (20A Peak)

Outlet #1 at the power input

## Branch Circuit Protection

UL 489, CSA C22.2 No. 5 & IEC/EN 60947-2 Compliant 2-pole, 20A trip circuit breakers, six (6) branch, rating: ≤ 16A, 5 kAIC Interrupt Rating

## Physical

Dimensions: 70.0in tall x 1.75in wide x 3.5in deep [1778mm x 45mm x 89mm]

## Environmental

**Operating Environment:** 32°F to 140°F / 0°C to 60°C | 8%RH to 90%RH non-condensing | 6,500ft/2km elevation

**Storage Environment:** -40°F to 185°F / -40°C to 85°C | 8%RH to 90%RH non-condensing | 50,000ft/15km elevation

**Quiescent / Unloaded Power Draw:** < 10W for all configurations

## Communications & Security

10/100/1000 Mbps Ethernet (RJ-45 connector), RS-232 serial (RJ-45 connector)

Two (2) temperature/humidity sensor inputs (4P4C), Link port (RJ-12) - {also on Link PDU}

Web-browser GUI and command-line interface (CLI): HTTP/HTTPS, TLSv1.2, SSHv2, Telnet, SNMPv2c and v3 (GET, SET, Traps), IPv4 and IPv6, LDAPv3/LDAPS, TACACS+, RADIUS, FTP/SFTP

## Certifications

### North American:

Safety (Listed & Certified, cTUVus mark)

UL 62368-1

CSA C22.2 No. 62368-1

EMC

FCC Part 15 Subpart B Sections 15.107 & 15.109, Class A

CAN ICES-003, Class A

## Measurement Accuracy

**Input Measurement Accuracy:**

LED Current =  $\pm 10\%$  at 0.1 amp (0.5 - 9.9 amps) and 1 amp ( $> 9.9$  amps) resolution  
GUI Current =  $\pm 5\%$  at 0.01 amp resolution (above 0.5 amp)

### **Output Measurement Accuracy**

GUI Current =  $\pm 1\%$  at 0.01 amp resolution (above 0.15 amp)  
Voltage =  $\pm 1\%$  at 0.1 volt resolution (nominal  $\pm 10\%$ )  
Active Power =  $\pm 1\%$  at 1 watt resolution  
Apparent Power =  $\pm 1\%$  at 1 volt-amp resolution  
Power Factor =  $\pm 3\%$  at 0.01 resolution  
Crest Factor =  $\pm 10\%$  at 0.1 resolution  
Energy =  $\pm 1\%$  at 1 watt-hour resolution

### **Optional Accessories**

EMTH-2-10 Combination Temperature/Humidity Probe, 10ft (3m)

EMCU-1-1C Environmental Monitor adding:

- Two (2) EMTH-2-10 temperature/humidity ports (one probe included)
- One (1) EMWS-1-1 water sensor port (probe sold separately)
- Four (4) dry contact (NO/NC) monitoring points
- One (1) 8-bit analog-to-digital converter (0 to 5VDC)

KIT-SUS-01 StartUp Stick™ for rapid configuration Mounting Brackets

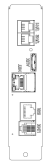

- Buttons (KIT-0020) included for tool-less mounting (see diagram)
- See the Mounting Bracket Guide for further suggestions
- Custom mounting options available. Contact your local Server Technology representative

Cable Retention Devices for non-locking cords

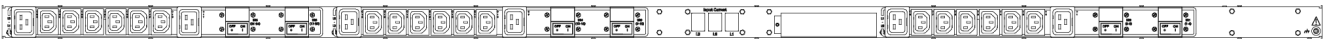
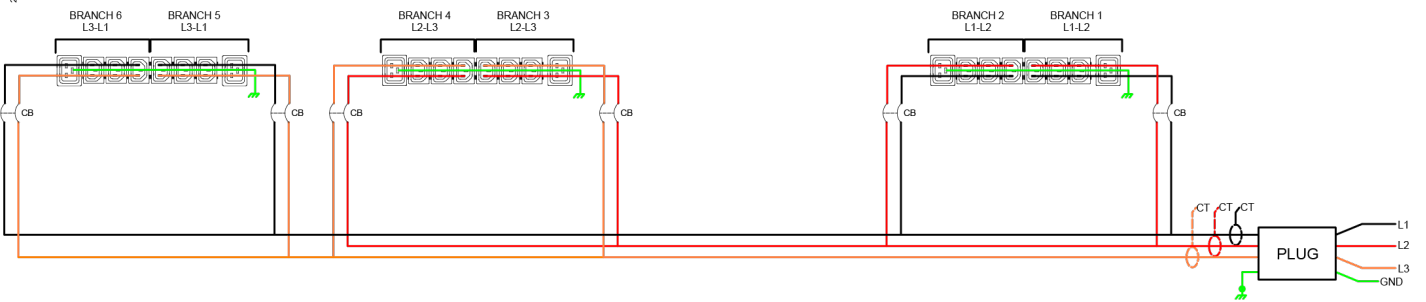
- EZip
- Cable Sleeve

# Drawings

2. DIMENSIONS ARE NOMINAL. INFORMATION SUBJECT TO CHANGE WITHOUT NOTICE.



LINK  
DETAIL A  
NETWORK OPTIONS



Part Number	Expansion	Input	Input Type	Output	Output Rating North America	Outlet: North America	Outlet Type	Branch Circuit: North America	Phase: North America
Master		Rating, North America							
C1WG24VT-DOBAS4F2	C1XG24VT-DOBAS4F2	208-240V, 3P+PE, 50/60Hz, 48A	IEC 60309	208-240V, 50/60Hz	18 x C13 <= 12A, 6 x C19 <= 16A ea	IEC 60320 C13 and C19	BR1, BR2, BR3, BR4, BR5, BR6 <= 16A ea	L1, L2, L3 <= 27.7A (Balanced)	
C1WG24VT-DFBAS4F2	C1XG24VT-DFBAS4F2	208-240V, 3P+PE, 50/60Hz, 40A	CS8365C	208-240V, 50/60Hz	18 x C13 <= 12A, 6 x C19 <= 16A ea	IEC 60320 C13 and C19	BR1, BR2, BR3, BR4, BR5, BR6 <= 16A ea	L1, L2, L3 <= 23.1A (Balanced)	
C1WG24VT-YQBAS4F2	C1XG24VT-YQBAS4F2	120/208V, 3P+N+PE, 50/60Hz, 48A	IEC 60309	208V, 50/60Hz	18 x C13 <= 12A, 6 x C19 <= 16A ea	IEC 60320 C13 and C19	BR1, BR2, BR3, BR4, BR5, BR6 <= 16A ea	L1, L2, L3 <= 27.7A (Balanced)	

## Additional Information

**Warranty:** Server Technology offers a standard 2-year limited parts & labor warranty. Extended support is available at the time of purchase. See the Support Options on the website, or contact your local Server Technology representative for more information.

**Patents:** Information on Server Technology patents is available on the website at: [www.servertech.com/products/patents](http://www.servertech.com/products/patents)

"Global" models are typically for use in countries outside of North America. Contact your Server Technology representative for more information about which models are appropriate for your application.

Information in this document is current as of time of publishing. Contact your Server Technology representative for the most up-to-date information. This datasheet was generated on: 19-May-2024

Interested in learning more about how Server Technology can help you manage and distribute power in your datacenter?  
Visit us online at: [www.servertech.com/products/](http://www.servertech.com/products/)

To contact an expert in your region, go to [www.servertech.com/about-us/office-locations](http://www.servertech.com/about-us/office-locations) for more information.

servertech.com ©2024 Legrand. All rights reserved. The industry-leading brands of Raritan, Server Technology, Starline, and Ortronics empower Legrand's Data, Power & Control to deliver innovative solutions for data centers, building networks, and facility infrastructures.