

## C1W24VS-DCFA13A1 (Master)

### C1X24VS-DCFA13A1 (Link)

The Server Technology® Switched PDU provides control of outlet power and local LED input current monitoring, allowing IT personnel to determine safe levels of loading on a per-phase basis while installing equipment into the rack/cabinet. The power data points, along with temperature and humidity measurements (provided via optional probes), are accessible through the built-in Web and CLI interfaces as well as through SNMP. The Switched "Master" PDU can be connected to a Switched "Link" PDU to extend the network access to the redundant or secondary power feed.

## Key Features



### Network Monitoring

Gain access to valuable data through connections including HTTP(S), SSH, Telnet, SNMP, (S)FTP, SMTP, Syslog, LDAP(S), RS-232 serial, and more.



### Star Multi-Linking

Provides the ability to link up to four power circuits using one IP address. Primary link provides backup power to network card.



### Auto-Flip Current Display

Easy-to-read LEDs display current per phase to help prevent overloads and simplify three-phase load balancing in high-density cabinets. "Switched"



### Outlet Control

On Switched rack PDUs, cycle power to individual outlets or groups of outlets to reboot servers. Or, power off unused receptacles.



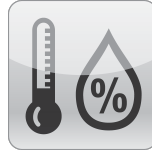
### Flexible Mounting

Includes standard button mounts along with provisions for custom mounting brackets (contact Server Technology for details).



### Hot-Swap Network Card

Network access is ensured when power is lost to the Master unit with backup power provided by the primary link unit.



### Temperature/Humidity Monitoring

Master and Link units each support two external 10' (3m) T/H probes. Receive SNMP-based alerts and email notifications.



### Branch Circuit Protection

This PDU meets the UL and IEC 60950-1 requirement for branch circuit protection through use of UL489 rated magnetic-hydraulic circuit breakers or UL248 fuses.



### High Retention Locking Outlets

Receptacles have high retention and are compatible with P-Lock type power cords.



### Color Identification

Choose from six colors to designate circuits for rack PDUs in the data center. Color options include Blue, Red, Green, White, Yellow, and Black.

## Inputs

Input Voltage (V):	208
Input Plug:	NEMA L15-30P
Input Current (A):	30
Input Current Rated (A):	24
Input Power Capacity (kW):	8.6

## Outputs

Connector	Rating
(18) x IEC 60320/C13	North American Rating: ≤ 12A @208V L-L (15A Peak)
(6) x IEC 60320/C19	North American Rating: ≤ 16A @208V L-L (20A Peak)

## Branch Circuit Protection

(6) 20A Fuses, three (3) branch with tool-less retraction, meets UL 60950-1 requirements (Bussmann SC-20 fuses), 100 kA Interrupt Rating

## Physical

Dimensions: 69.0in tall x 1.75in wide x 2.25in deep [1753mm x 45mm x 58mm]

## Environmental

**Operating Environment:** 32°F to 122°F / 0°C to 50°C | 8%RH to 90%RH non-condensing | 6,500ft/2km elevation

**Storage Environment:** -40°F to 185°F / -40°C to 85°C | 8%RH to 90%RH non-condensing | 50,000ft/15km elevation

Quiescent / Unloaded Power Draw: < 10W for all configurations

## Communications & Security

10/100 Mbps Ethernet (RJ-45 connector), RS-232 serial (RJ-45 connector)

Two (2) temperature/humidity sensor inputs (4P4C), Link port (RJ-12) - {also on Link PDU}

Web-browser GUI and command-line interface (CLI): HTTP/HTTPS, TLSv1.2, SSHv2, Telnet, SNMPv2c and v3 (GET, SET, Traps), IPv4 and IPv6, LDAPv3/LDAPS, TACACS+, RADIUS, FTP/SFTP

## Certifications

### North American:

cTUVus Mark to UL 60950-1:2007 R10.14

CAN/CSA-C22.2 No. 60950-1-07+A1:2011+A2:2014

FCC Part 15 Subpart B Sections 15.107 and 15.109, Class A

## Measurement Accuracy

### Input Measurement Accuracy:

LED Current = ± 10% at 0.1 amp (0.3 - 9.9 amps) and 1 amp (> 9.9 amps) resolution

GUI Current = ± 5% at 0.01 amp resolution (above 0.25 amp)

## Optional Accessories

EMTH-2-10 Combination Temperature/Humidity Probe, 10ft (3m)

EMCU-1-1C Environmental Monitor adding:

- Two (2) EMTH-2-10 temperature/humidity ports (one probe included)
- One (1) EMWS-1-1 water sensor port (probe sold separately)
- Four (4) dry contact (NO/NC) monitoring points
- One (1) 8-bit analog-to-digital converter (0 to 5VDC)

KIT-SUS-01 StartUp Stick™ for rapid configuration Mounting Brackets

- Buttons (KIT-0020) included for tool-less mounting (see diagram)
- See the Mounting Bracket Guide for further suggestions
- Custom mounting options available. Contact your local Server Technology representative

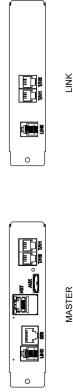
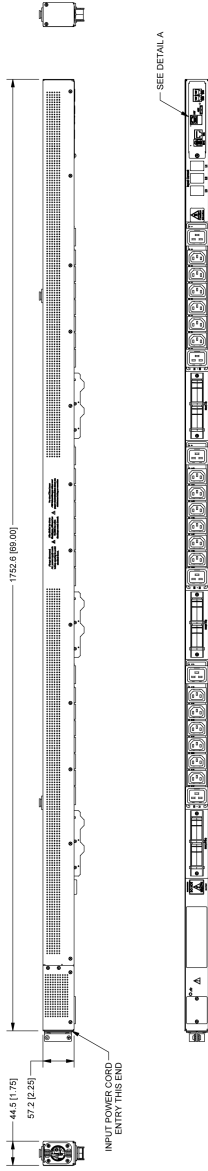
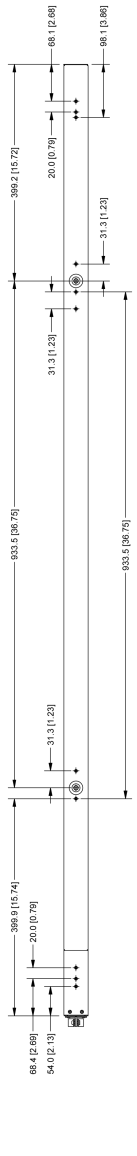
Cable Retention Devices for non-locking cords

- EZip
- Cable Sleeve

# Drawings

**NOTES:**

1. DIMENSIONS ARE IN MILLIMETERS AND [ ] BRACKETS ARE IN INCHES.
2. DIMENSIONS ARE NOMINAL INFORMATION SUBJECT TO CHANGE WITHOUT NOTICE

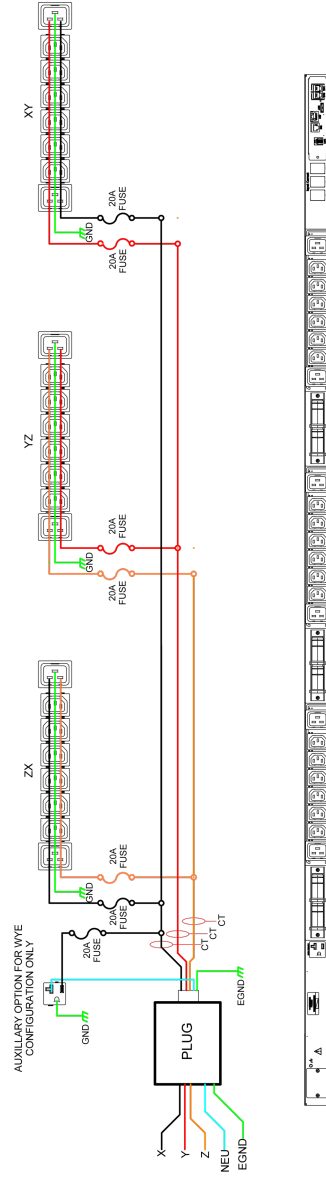


**DETAIL A**

**NETWORK OPTIONS**

**NOTES:**

1. SEE SIT QUALITY STANDARD #104-1036-1 FOR GENERAL REQUIREMENTS.



## Additional Information

**Warranty:** Server Technology offers a standard 2-year limited parts & labor warranty. Extended support is available at the time of purchase. See the Support Options on the website, or contact your local Server Technology representative for more information.

**Patents:** Information on Server Technology patents is available on the website at:

[www.servertech.com/products/patents](http://www.servertech.com/products/patents)

HDOT, PIPS, POPS, CDU, Sentry, Server Technology, and the globe logo are U.S. registered trademarks of Server Technology, Inc. Power Pivot, EZip, StartUp Stick and PRO2 are trademarks of Server Technology, Inc.

Information in this document is current as of time of publishing. Contact your Server Technology representative for the most up-to-date information. ©2019 Server Technology, Inc.

<sup>1</sup> Cisco EnergyWise is a U.S. registered trademark of Cisco Technology, Inc.

<sup>2</sup> VMware and VMware Ready is a registered trademark or trademark of VMware, Inc. in the United States and/or other jurisdictions.

<sup>3</sup> "Global" models are typically for use in countries outside of North America. Contact your Server Technology representative for more information about which models are appropriate for your application.

*This datasheet was generated on: 17-Sep-2019*

Interested in learning more about how Server Technology can help you manage and distribute power in your datacenter?

Visit us online at: [www.servertech.com/products/](http://www.servertech.com/products/)

### North America Headquarters

1040 Sandhill Road  
Reno, Nevada 89521  
1-775-284-2000 Tel  
1-800-835-1515 Toll Free  
1-775-284-2065 Fax  
sales@servertech.com  
www.servertech.com  
www.servertechblog.com

### U.K. Western Europe, Israel & Africa

Fountain Court  
2 Victoria Square  
Victoria Street  
St. Albans  
AL1 3TF  
United Kingdom  
+44 (0) 1727 884676 Tel  
+44 (0) 1727 220815 Fax  
salesint@servertech.com

### Germany Central Europe, Eastern Europe & Russia

10th + 11th Floor  
Westhafen Tower  
Westhafenplatz 1  
60327 Frankfurt  
Germany  
+49 697 1045 6205 Tel  
+49 697 1045 6450 Fax  
salesint@servertech.com

### Hong Kong APAC

Level 43, AIA Tower  
183 Electric Road, North  
Point, Hong Kong  
+852 3975 1828 Tel  
+852 3975 1800 Fax  
salesint@servertech.com

### India & Middle-East

Level 9 Raheja Towers,  
26-27 Mahatma Gandhi Road  
Bangalore, Karnataka, 560 001,  
India  
+91 80 40927227 Tel  
salesint@servertech.com

**Server  
Technology**  
A brand of  **legrand**



Stay Powered



Be Supported



Get Ahead

©2018 Server Technology, Inc. Version 01/02/2018. Sentry and Server Technology are registered trademarks of Server Technology Incorporated. Information is subject to change without notice. Printed in USA. Server Technology offers a wide range of products for North America and Global markets; for more information visit our website at [www.servertech.com](http://www.servertech.com)