

C1W08HC-EPBA2BAC (Primary)

C1X08HC-EPBA2BAC (Link)

The Server Technology® PRO1 Switched PDU provides control of outlet power and local LED input current monitoring, allowing IT personnel to determine safe levels of loading on a per-phase basis while installing equipment into the rack/cabinet. The integral PIPS® technology provides billing-grade accurate measurement of current, voltage, active power, apparent power, power factor, crest factor, and accumulated energy at the input. These power data points, along with temperature and humidity measurements (provided via optional probes), are accessible through the built-in Web and CLI interfaces as well as through SNMP. The PRO1 Switched “Primary” PDU can be connected to as many as three (with optional module) PRO1 Switched “Link” PDUs to extend the network access to the redundant or secondary power feed without the risks of a daisy chain linking configuration.

Key Features



Network Monitoring

Gain access to valuable data through connections including HTTP(S), SSH, Telnet, SNMP, (S)FTP, SMTP, Syslog, LDAP(S), RS-232 serial, and more.



Hot-Swap Network Card

Network access is ensured when power is lost to the Primary unit with backup power provided by the Linked unit.



Star Multi-Linking

PRO2 provides the ability to link up to four power circuits using one IP address. Primary Expansion PDU provides backup power to network card.



Temperature/Humidity Monitoring

Primary and Expansion (select products) units each support two external 10' (3m) T/H probes. Receive SNMP-based alerts and email notifications.



Auto-Flip Current Display

Easy-to-read LEDs display current per phase to help prevent overloads and simplify three-phase load balancing in high-density cabinets.



Per-Inlet Power Sensing

PIPS® (Per Inlet Power Sensing) Monitors Current Load (A), Voltage (V), Power (W), Apparent Power (VA), Crest Factor, Power Factor, & Energy per inlet.



Branch Circuit Protection

This PDU meets the UL and IEC 62368-1 requirement for branch circuit protection through UL 489 rated magnetic-hydraulic circuit breakers or UL 248 fuses.



Outlet Control

On Switched PDUs, cycle power to individual outlets or groups of outlets to reboot servers, or power off unused receptacles.



High Retention Locking Outlets

PRO2 receptacles have high retention and are compatible with P-Lock type power cords.



High Temperature Rating

This product has been tested and approved for safe and reliable operation in 60 °C data center environments.



Color-Coded Options

Select from six colors to designate PDU circuits in the data center — black, white, red, green, blue, and yellow.

Inputs

Input Voltage (V):	230
Frequency	50/60 Hz
Input Plug:	IEC 230V/32A 2P+PE 6Hr
Input Current (A):	32
Input Current Rated (A):	32
Input Power Capacity (kW):	7.3

Outputs

Connector	Rating
(8) x IEC 60320/C13	Global Rating: ≤ 10A @230V L-N

Branch Circuit Protection

UL 489, CSA C22.2 No. 5 & IEC/EN 60947-2 Compliant 2-pole, 20A trip circuit breakers, two (2) branch, rating: ≤ 16A, 5 kAIC Interrupt Rating

Physical

Dimensions: 1.75in tall x 17.2in wide x 7.0in deep [45mm x 437mm x 178mm]

Environmental

Operating Environment: 32°F to 140°F / 0°C to 60°C | 8%RH to 90%RH non-condensing | 6,500ft/2km elevation

Storage Environment: -40°F to 185°F / -40°C to 85°C | 8%RH to 90%RH non-condensing | 50,000ft/15km elevation

Quiescent / Unloaded Power Draw: < 10W for all configurations

Communications & Security

10/100/1000 Mbps Ethernet (RJ-45 connector), RS-232 serial (RJ-45 connector)

Two (2) temperature/humidity sensor inputs (4P4C), Link port (RJ-12) - {also on Link PDU}

Web-browser GUI and command-line interface (CLI): HTTP/HTTPS, TLSv1.2, SSHv2, Telnet, SNMPv2c and v3 (GET, SET, Traps), IPv4 and IPv6, LDAPv3/LDAPS, TACACS+, RADIUS, FTP/SFTP

Certifications

Global:

Safety

- EN IEC 62368-1 (TUV certified, T-mark)
- IEC 62368-1 incl. regional, national and harmonized differences (IECEE CB scheme) EMC

EMC

- EN 55032 / CISPR 32
- EN 55035 / CISPR 35
- EN 61000-3-2 / IEC 61000-3-2
- EN 61000-3-3 / IEC 61000-3-3

CE Mark

- 2011/65/EU (RoHS Directive)
- 2014/35/EU (Low Voltage Directive)
- 2014/30/EU (EMC Directive)

UKCA Mark

- RoHS
- Electrical Equipment (Safety)
- Electromagnetic Compatibility

Measurement Accuracy

Input Measurement Accuracy:

- LED Current = $\pm 10\%$ at 0.1 amp (0.3 - 9.9 amps) and 1 amp (> 9.9 amps) resolution
- GUI Current = $\pm 1\%$ at 0.01 amp resolution (above 0.25 amp)
- Voltage = $\pm 1\%$ at 0.1 volt resolution (nominal $\pm 10\%$)
- Active Power = $\pm 1\%$ at 1 watt resolution
- Apparent Power = $\pm 1\%$ at 1 volt-amp resolution
- Power Factor = $\pm 3\%$ at 0.01 resolution
- Crest Factor = $\pm 10\%$ at 0.1 resolution
- Energy = $\pm 1\%$ at 0.1 kilowatt-hour resolution

Optional Accessories

EMTH-2-10 Combination Temperature/Humidity Probe, 10ft (3m)

EMCU-1-1C Environmental Monitor adding:

- Two (2) EMTH-2-10 temperature/humidity ports (one probe included)
- One (1) EMWS-1-1 water sensor port (probe sold separately)
- Four (4) dry contact (NO/NC) monitoring points
- One (1) 8-bit analog-to-digital converter (0 to 5VDC)

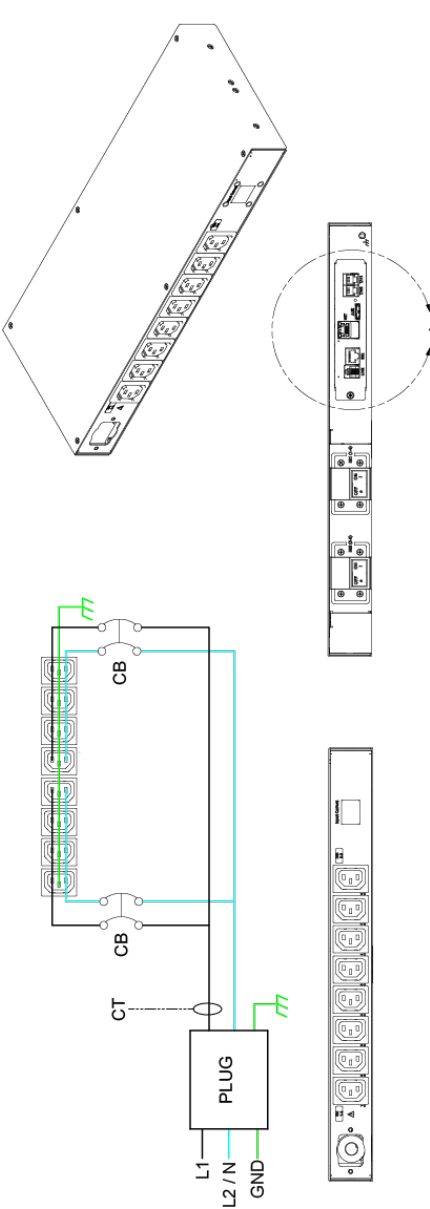
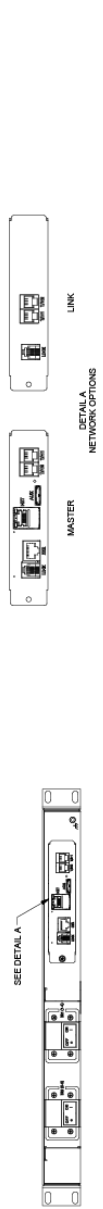
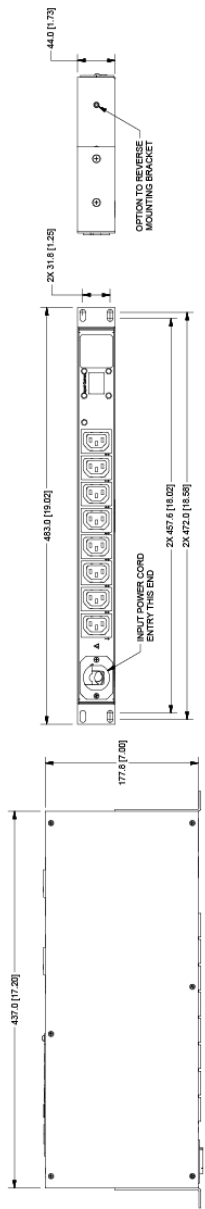
KIT-SUS-01 StartUp Stick™ for rapid configuration Mounting Brackets

- mounting brackets included
- See the Mounting Bracket Guide for further suggestions
- Custom mounting options available. Contact your local Server Technology representative

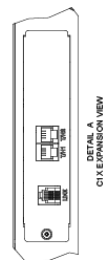
Cable Retention Devices for non-locking cords

- EZip
- Cable Sleeve

Drawings



Part Number	Configuration	Rating	Output Rating	Output Type and Rating	Branch Circuit Rating
MS-81	CLW08K-CF040A3AC	200/240V 2P 4W, 50/60Hz, 2A	NEVA L-80P	IEC 60320: D04C13 = 13A each	2 branches, each @ 15A
MS-82	CLW08K-CF040A3AC	200/240V 2P 4W, 50/60Hz, 2A	NEVA L-80P	IEC 60320: D04C13 = 13A each	2 branches, each @ 15A
MS-83	CLW08K-CF040A3AC	200/240V 2P 4W, 50/60Hz, 2A	NEVA L-80P	IEC 60320: D04C13 = 13A each	2 branches, each @ 15A
MS-84	CLW08K-CF040A3AC	200/240V 2P 4W, 50/60Hz, 2A	NEVA L-80P	IEC 60320: D04C13 = 13A each	2 branches, each @ 15A
MS-85	CLW08K-CF040A3AC	200/240V 2P 4W, 50/60Hz, 2A	NEVA L-80P	IEC 60320: D04C13 = 13A each	2 branches, each @ 15A
MS-86	CLW08K-CF040A3AC	200/240V 2P 4W, 50/60Hz, 2A	NEVA L-80P	IEC 60320: D04C13 = 13A each	2 branches, each @ 15A
MS-87	CLW08K-CF040A3AC	200/240V 2P 4W, 50/60Hz, 2A	NEVA L-80P	IEC 60320: D04C13 = 13A each	2 branches, each @ 15A
MS-88	CLW08K-CF040A3AC	200/240V 2P 4W, 50/60Hz, 2A	NEVA L-80P	IEC 60320: D04C13 = 13A each	2 branches, each @ 15A
MS-89	CLW08K-CF040A3AC	200/240V 2P 4W, 50/60Hz, 2A	NEVA L-80P	IEC 60320: D04C13 = 13A each	2 branches, each @ 15A
MS-90	CLW08K-CF040A3AC	200/240V 2P 4W, 50/60Hz, 2A	NEVA L-80P	IEC 60320: D04C13 = 13A each	2 branches, each @ 15A
MS-91	CLW08K-CF040A3AC	200/240V 2P 4W, 50/60Hz, 2A	NEVA L-80P	IEC 60320: D04C13 = 13A each	2 branches, each @ 15A
MS-92	CLW08K-CF040A3AC	200/240V 2P 4W, 50/60Hz, 2A	NEVA L-80P	IEC 60320: D04C13 = 13A each	2 branches, each @ 15A
MS-93	CLW08K-CF040A3AC	200/240V 2P 4W, 50/60Hz, 2A	NEVA L-80P	IEC 60320: D04C13 = 13A each	2 branches, each @ 15A
MS-94	CLW08K-CF040A3AC	200/240V 2P 4W, 50/60Hz, 2A	NEVA L-80P	IEC 60320: D04C13 = 13A each	2 branches, each @ 15A
MS-95	CLW08K-CF040A3AC	200/240V 2P 4W, 50/60Hz, 2A	NEVA L-80P	IEC 60320: D04C13 = 13A each	2 branches, each @ 15A
MS-96	CLW08K-CF040A3AC	200/240V 2P 4W, 50/60Hz, 2A	NEVA L-80P	IEC 60320: D04C13 = 13A each	2 branches, each @ 15A
MS-97	CLW08K-CF040A3AC	200/240V 2P 4W, 50/60Hz, 2A	NEVA L-80P	IEC 60320: D04C13 = 13A each	2 branches, each @ 15A
MS-98	CLW08K-CF040A3AC	200/240V 2P 4W, 50/60Hz, 2A	NEVA L-80P	IEC 60320: D04C13 = 13A each	2 branches, each @ 15A
MS-99	CLW08K-CF040A3AC	200/240V 2P 4W, 50/60Hz, 2A	NEVA L-80P	IEC 60320: D04C13 = 13A each	2 branches, each @ 15A
MS-100	CLW08K-CF040A3AC	200/240V 2P 4W, 50/60Hz, 2A	NEVA L-80P	IEC 60320: D04C13 = 13A each	2 branches, each @ 15A



DETAIL A EXPANDED VIEW

Additional Information

Warranty: Server Technology offers a standard 2-year limited parts & labor warranty. Extended support is available at the time of purchase. See the Support Options on the website, or contact your local Server Technology representative for more information.

Patents: Information on Server Technology patents is available on the website at: www.servertech.com/products/patents

"Global" models are typically for use in countries outside of North America. Contact your Server Technology representative for more information about which models are appropriate for your application.

Information in this document is current as of time of publishing. Contact your Server Technology representative for the most up-to-date information. This datasheet was generated on: 21-Jun-2024

Interested in learning more about how Server Technology can help you manage and distribute power in your datacenter?
Visit us online at: www.servertech.com/products/

To contact an expert in your region, go to www.servertech.com/about-us/office-locations for more information.

servertech.com ©2024 Legrand. All rights reserved. The industry-leading brands of Raritan, Server Technology, Starline, and Ortronics empower Legrand's Data, Power & Control to deliver innovative solutions for data centers, building networks, and facility infrastructures.