

## C1W08HC-1DCA2BA5 (Primary)

### C1X08HC-1DCA2BA5 (Link)

The Server Technology® PRO1 Switched PDU provides control of outlet power and local LED input current monitoring, allowing IT personnel to determine safe levels of loading on a per-phase basis while installing equipment into the rack/cabinet. The integral PIPS® technology provides billing-grade accurate measurement of current, voltage, active power, apparent power, power factor, crest factor, and accumulated energy at the input. These power data points, along with temperature and humidity measurements (provided via optional probes), are accessible through the built-in Web and CLI interfaces as well as through SNMP. The PRO1 Switched "Primary" PDU can be connected to as many as three (with optional module) PRO1 Switched "Link" PDUs to extend the network access to the redundant or secondary power feed without the risks of a daisy chain linking configuration.

## Key Features



### Network Monitoring

Gain access to valuable data through connections including HTTP(S), SSH, Telnet, SNMP, (S)FTP, SMTP, Syslog, LDAP(S), RS-232 serial, and more.



### Star Multi-Linking

Provides the ability to link up to four power circuits using one IP address. Primary link provides backup power to network card.



### Auto-Flip Current Display

Easy-to-read LEDs display current per phase to help prevent overloads and simplify three-phase load balancing in high-density cabinets.



### Branch Circuit Protection

This PDU meets the UL and IEC 60950-1 requirement for branch circuit protection through use of UL489 rated magnetic-hydraulic circuit breakers or UL248 fuses.



### High Retention Locking Outlets

Receptacles have high retention and are compatible with P-Lock type power cords.



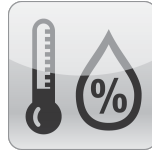
### Color Identification

Choose from six colors to designate circuits for rack PDUs in the data center. Color options include Blue, Red, Green, White, Yellow, and Black.



### Hot-Swap Network Card

Network access is ensured when power is lost to the primary unit with backup power provided by the primary link unit.




### Temperature/Humidity Monitoring

Primary and Link units each support two external 10' (3m) T/H probes. Receive SNMP-based alerts and email notifications.




### Per-Inlet Power Sensing

Meets ANSI C12.1 for billing-grade accuracy of Current per phase. PIPS includes voltage, active power, apparent power, power factor, and energy.



### Outlet Control

On Switched rack PDUs, cycle power to individual outlets or groups of outlets to reboot servers. Or, power off unused receptacles.



### High Temperature Rating

This product has been tested and approved for safe and reliable operation in 60 °C data center environments.

## Inputs

Input Voltage (V):	120
Frequency	50/60 Hz
Input Plug:	NEMA L5-30P
Input Current (A):	30
Input Current Rated (A):	24
Input Power Capacity (kW):	2.8

## Outputs

Connector	Rating
(8) x NEMA 5-20R	North American Rating: $\leq 16A$ @120V L-N (20A Peak)

## Branch Circuit Protection

UL 489, CSA C22.2 No. 5 & IEC/EN 60947-2 Compliant 1-pole, 20A trip circuit breakers, two (2) branch, rating:  $\leq 16A$ , 5 kAIC Interrupt Rating

## Physical

Dimensions: 1.75in tall x 17.2in wide x 7.0in deep [45mm x 437mm x 178mm]

## Environmental

**Operating Environment:** 32°F to 140°F / 0°C to 60°C | 8%RH to 90%RH non-condensing | 6,500ft/2km elevation

**Storage Environment:** -40°F to 185°F / -40°C to 85°C | 8%RH to 90%RH non-condensing | 50,000ft/15km elevation

Quiescent / Unloaded Power Draw: < 10W for all configurations

## Communications & Security

10/100 Mbps Ethernet (RJ-45 connector), RS-232 serial (RJ-45 connector)

Two (2) temperature/humidity sensor inputs (4P4C), Link port (RJ-12) - {also on Link PDU}

Web-browser GUI and command-line interface (CLI): HTTP/HTTPS, TLSv1.2, SSHv2, Telnet, SNMPv2c and v3 (GET, SET, Traps), IPv4 and IPv6, LDAPv3/LDAPS, TACACS+, RADIUS, FTP/SFTP

## Certifications

### North American:

Safety (TUV certified, cTUVus mark)

UL Std. 60950-1, 62368-1

CAN/CSA-C22.2 No. 60950-1, CAN/CSA-C22.2 No. 62368-1

EMC

FCC Part 15 Subpart B Sections 15.107 & 15.109, Class A

CAN ICES-003, Class A

## Measurement Accuracy

### Input Measurement Accuracy:

LED Current =  $\pm 10\%$  at 0.1 amp (0.3 - 9.9 amps) and 1 amp (> 9.9 amps) resolution

GUI Current =  $\pm 1\%$  at 0.01 amp resolution (above 0.25 amp)

Voltage =  $\pm 1\%$  at 0.1 volt resolution (nominal  $\pm 10\%$ )

Active Power =  $\pm 1\%$  at 1 watt resolution

Apparent Power =  $\pm 1\%$  at 1 volt-amp resolution

Power Factor =  $\pm 3\%$  at 0.01 resolution

Crest Factor =  $\pm 10\%$  at 0.1 resolution

Energy =  $\pm 1\%$  at 0.1 kilowatt-hour resolution

## Optional Accessories

EMTH-2-10 Combination Temperature/Humidity Probe, 10ft (3m)

EMCU-1-1C Environmental Monitor adding:

- Two (2) EMTH-2-10 temperature/humidity ports (one probe included)
- One (1) EMWS-1-1 water sensor port (probe sold separately)
- Four (4) dry contact (NO/NC) monitoring points
- One (1) 8-bit analog-to-digital converter (0 to 5VDC)

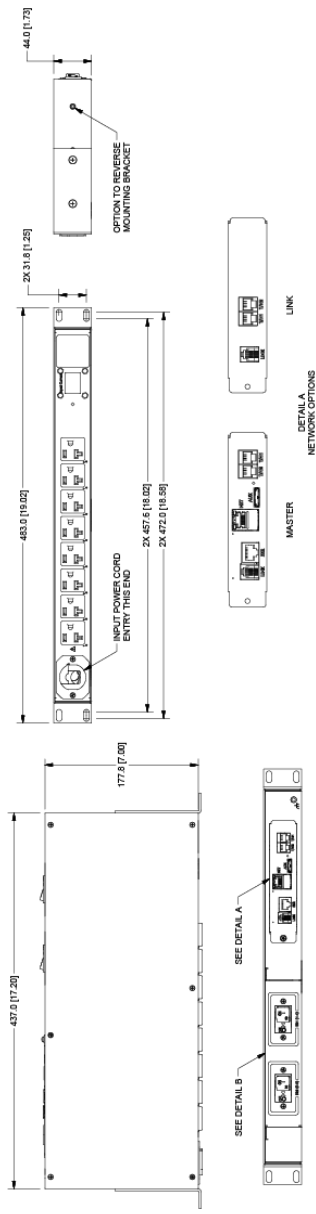
KIT-SUS-01 StartUp Stick™ for rapid configuration Mounting Brackets

- mounting brackets included
- See the Mounting Bracket Guide for further suggestions
- Custom mounting options available. Contact your local Server Technology representative

Cable Retention Devices for non-locking cords

- EZip
- Cable Sleeve

# Drawings



## Additional Information

**Warranty:** Server Technology offers a standard 2-year limited parts & labor warranty. Extended support is available at the time of purchase. See the Support Options on the website, or contact your local Server Technology representative for more information.

**Patents:** Information on Server Technology patents is available on the website at: [www.servertech.com/products/patents](http://www.servertech.com/products/patents)

“Global” models are typically for use in countries outside of North America. Contact your Server Technology representative for more information about which models are appropriate for your application.

Information in this document is current as of time of publishing. Contact your Server Technology representative for the most up-to-date information. This datasheet was generated on: 18-Oct-2021

Interested in learning more about how Server Technology can help you manage and distribute power in your datacenter?  
Visit us online at: [www.servertech.com/products/](http://www.servertech.com/products/)

### North America Headquarters

1040 Sandhill Road  
Reno, Nevada 89521  
1-775-284-2000 Tel  
1-800-835-1515 Toll Free  
1-775-284-2065 Fax  
[sales@servertech.com](mailto:sales@servertech.com)  
[www.servertech.com](http://www.servertech.com)  
[www.servertechblog.com](http://www.servertechblog.com)

### EMEA Region

4th Floor, 25-26 Lime  
Street  
London, EC3M 7HR  
United Kingdom  
+44 20 7090 1390 Tel  
[salesint@servertech.com](mailto:salesint@servertech.com)

### Singapore

17 Neythal Road  
Singapore, 628582  
Singapore  
+65 6817 9017 Tel  
[salesint@servertech.com](mailto:salesint@servertech.com)

### India

210, Block B, Vipul Square  
Sushant Lok 1  
Gurgaon, Haryana 122002  
India  
+91 124 410 7881 Tel  
+91 124 410 7880 Fax  
[salesint@servertech.com](mailto:salesint@servertech.com)

**Server  
Technology**<sup>®</sup>  
A brand of  **legrand**

©2021 Server Technology, Inc. HDOT, PIPS, POPS, CDU, Sentry, Server Technology, Power Pivot, EZip, StartUp Stick and PRO2 are U.S. registered trademarks of Server Technology, Inc. All others are registered trademarks are trademarks of their respective owners. Information is subject to change without notice. Server Technology offers a wider range of products for North America and Global Markets; for more information visit [www.servertech.com](http://www.servertech.com).