

48DCWB-08-2X100-B0NB (Primary)

48DCXB-08-2X100-B0NB (Link)

The Server Technology® -48VDC Switched PDU provides control of outlet power and per-outlet current measurement through the build-in Web and CLI interfaces as well as through SNMP. Temperature and humidity measurements can be provided via optional probes. The Switched "Primary" PDU can be connected to a Switched "Link" PDU to extend the network access to the redundant or secondary power feed.

Key Features



Network Monitoring

Gain access to valuable data through connections including HTTP(S), SSH, Telnet, SNMP, (S)FTP, SMTP, Syslog, LDAP(S), RS-232 serial, and more.



Temperature/Humidity Monitoring

Primary and Expansion (select products) units each support two external 10' (3m) T/H probes. Receive SNMP-based alerts and email notifications.



Output Current Monitoring

Network monitoring provides access to current draw at each output and alerts when high usage risks a tripped circuit.



Hot-Swap Network Card

Network access is ensured when power is lost to the Primary unit with backup power provided by the Linked unit.



Disconnect Rated Circuit Protection

Each output is protected by a fuse or circuit breaker and is rated for hot disconnect.



Output Control

Cycle power to individual outputs or groups of outputs to reboot devices or to power off unused terminals.

Inputs

Input Voltage (V):	-48
Input Terminal:	(2) x 1/4-20 dual-studs on 5/8 in. centers (100A max)
Input Current (A):	200
Input Current Rated (A):	200
Input Power Capacity (kW):	9.6

Outputs

Terminals: (8) x #10 ring lug terminals (20A max) and (1) AUX #10 ring lug terminal (5A)

Branch Circuit Protection

User to select TPC fuses:

FUSE-TPC-10	10A Bussmann Telpower fuse
FUSE-TPC-15	15A Bussmann Telpower fuse
FUSE-TPC-20	20A Bussmann Telpower fuse
FUSE-TPC-25	25A Bussmann Telpower fuse
FUSE-TPC-30	30A Bussmann Telpower fuse
FUSE-TPC-40	40A Bussmann Telpower fuse
FUSE-TPC-50	50A Bussmann Telpower fuse
FUSE-TPC-60	60A Bussmann Telpower fuse
FUSE-TPC-75	75A Bussmann Telpower fuse
FUSE-TPC-100	100A Bussmann Telpower fuse
FUSE-TPC-125	125A Bussmann Telpower fuse

Physical

Dimensions: 3.5in tall x 17.0in wide x 16.0in deep [89mm x 432mm x 407mm]

Environmental

Operating Environment: 32°F to 122°F / 0°C to 50°C | 8%RH to 90%RH non-condensing | 6,500ft/2km elevation

Storage Environment: -22°F to 176°F / -30°C to 80°C | 8%RH to 90%RH non-condensing | 50,000ft/15km elevation

Quiescent / Unloaded Power Draw: < 10W for all configurations

Communications & Security

10/100 Mbps Ethernet (RJ-45 connector), RS-232 serial (RJ-45 connector)

Two (2) temperature/humidity sensor inputs (4P4C), Link port (RJ-12) - {also on Link PDU}

Web-browser GUI and command-line interface (CLI): HTTP/HTTPS, TLSv1.2, SSHv2, Telnet, SNMPv2c and v3 (GET, SET, Traps), IPv4 and IPv6, LDAPv3/LDAPS, TACACS+, RADIUS, FTP/SFTP

Certifications

North American:

Safety (Listed & Certified, cTUVus mark)

UL 62368-1

CSA C22.2 No. 62368-1

EMC

FCC Part 15 Subpart B Sections 15.107 & 15.109, Class A

CAN ICES-003, Class A

Global:

Safety

EN IEC 62368-1 (TUV certified, T-mark)

IEC 62368-1 incl. regional, national and harmonized differences (IECEE CB scheme) EMC

EMC

EN 55032 / CISPR 32

EN 55035 / CISPR 35

EN 61000-3-2 / IEC 61000-3-2

EN 61000-3-3 / IEC 61000-3-3

CE Mark

2011/65/EU (RoHS Directive)

2014/35/EU (Low Voltage Directive)

2014/30/EU (EMC Directive)

UKCA Mark

RoHS

Electrical Equipment (Safety)

Electromagnetic Compatibility

NEBS Level 3

GR-1089-Core: Sections 1-4, 7, 9, and 10

GR-63-Core: Sections 4.1, 4.2, 4.3, 4.4, 4.5, and 4.7

Measurement Accuracy

Output Measurement Specifications

20A Outputs:

Minimum current required: 0.20A

Maximum current measured: 20.5A

Displayed resolution: 0.01A

Accuracy: $\pm 5.0\%$

Optional Accessories

EMTH-2-10 Combination Temperature/Humidity Probe, 10ft (3m)

EMCU-1-1C Environmental Monitor adding:

- Two (2) EMTH-2-10 temperature/humidity ports (one probe included)
- One (1) EMWS-1-1 water sensor port (probe sold separately)
- Four (4) dry contact (NO/NC) monitoring points
- One (1) 8-bit analog-to-digital converter (0 to 5VDC)

KIT-SUS-01 StartUp Stick™ for rapid configuration Mounting Brackets

- mounting brackets included
- See the Mounting Bracket Guide for further suggestions
- Custom mounting options available. Contact your local Server Technology representative

Drawings

NOTES:

1. DIMENSIONS ARE IN MILLIMETERS AND () ARE IN INCHES
2. UNITS CAN BE MOUNTED IN SEVERAL DIFFERENT POSITIONS. SEE FIGURE 1 AND 2.
3. DIMENSIONS ARE NOMINAL. INFORMATION SUBJECT TO CHANGE WITHOUT NOTICE.

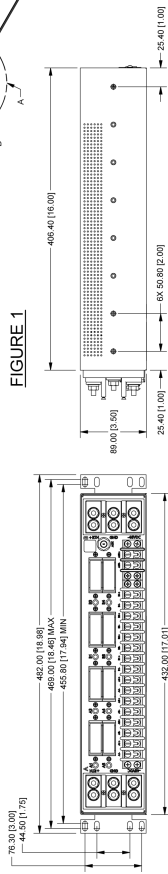
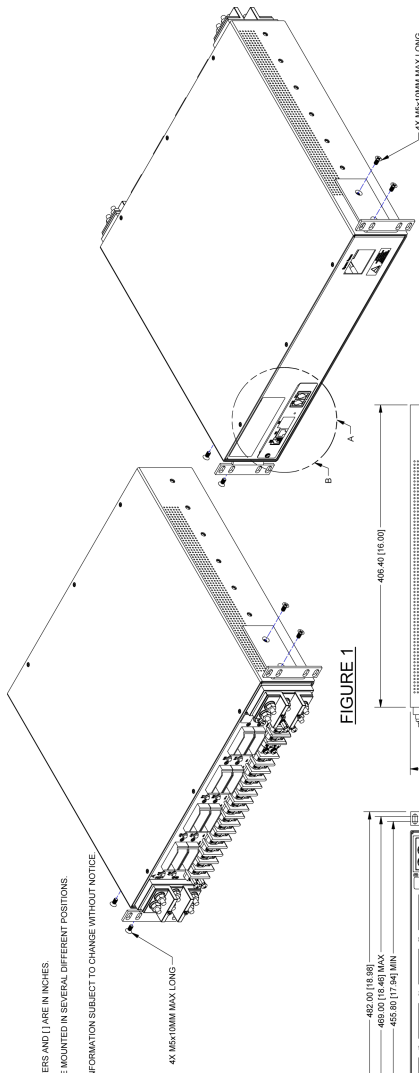
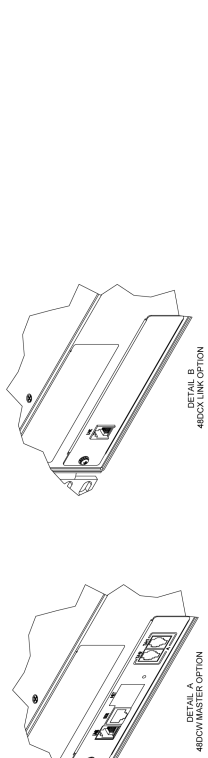


FIGURE 1

FIGURE 2



□ □

Additional Information

Warranty: Server Technology offers a standard 2-year limited parts & labor warranty. Extended support is available at the time of purchase. See the Support Options on the website, or contact your local Server Technology representative for more information.

Patents: Information on Server Technology patents is available on the website at: www.servertech.com/products/patents

"Global" models are typically for use in countries outside of North America. Contact your Server Technology representative for more information about which models are appropriate for your application.

Information in this document is current as of time of publishing. Contact your Server Technology representative for the most up-to-date information. This datasheet was generated on: 17-May-2025

Interested in learning more about how Server Technology can help you manage and distribute power in your datacenter?
Visit us online at: www.servertech.com/products/

To contact an expert in your region, go to www.servertech.com/about-us/office-locations for more information.

servertech.com ©2025 Legrand. All rights reserved. The industry-leading brands of Raritan, Server Technology, Starline, and Ortronics empower Legrand's Data, Power & Control to deliver innovative solutions for data centers, building networks, and facility infrastructures.